

ARIA PARTH CONFERENCE BRIDGE SYSTEM

Aria Telecom Solutions Pvt. Ltd.



What is Conference Bridge?

- **Conference Bridge is an application to generate multiparty telephone conference system with authentication. It can be on inbound or outbound calls.**
- **In Conference Bridge, you can allot one dedicated number for conference. System will automatically answer all calls & ask the caller to press his pin & to record his/her name. Conference timing can be sent to all participants by email or SMS. Another way is, system can call all the participants at scheduled time & take them into the conference room without wasting any time.**

Network Diagram



Parth Unified Communication System for Conference Bridge

Features

- Plug & Play – No complex Installation
- Welcome Greeting
- Entry through PIN or w/o PIN
- Play music if admin not joined
- 10 -120 Concurrent Users License
- Multiple group
- Option to Lock Conference, after pre-defined time
- Name announcement on user entry & leaving
- Conference Call recording
- Connectivity through ISDN PRI, SIP or Analog Line / Extensions
- Software based application run on Linux centos OS
- Outbound conference
- Administrator can mute and unmute a person
- Forceful exit of participant by Admin
- UI to monitor live participants
- MIS reporting of conferences
- System can automatically call all participants at pre-schedule time & add them in conference.

A photograph of four business professionals in an office setting. A woman with short blonde hair is in the foreground on the left, looking down at a document. Behind her, a man in a white shirt is also looking down. To the right, a man in a light blue shirt is smiling and looking towards the center. In the foreground on the right, another man in a light blue shirt is looking down at a document. A black office phone is visible on the desk in the foreground. The background is blurred, showing office shelves and windows.

ARIA PARTH CONFERENCE BRIDGE APPLICATION

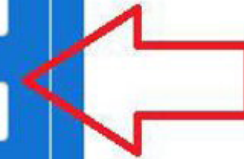
---Snapshots---

LOGIN PAGE

User Login

User ID

Password



**Enter Username &
Password**

Home Screen

← → ↻ ⓘ Not secure | 192.168.1.199/aria_conf/history.aspx



- History
- Room
- Department Management
- Phonebook
- Live Monitoring
- Scheduler

Welcome to Parth Conference Bridge

Welcome rohan

[Logout](#)



Play


Delete

Total No. of records : 2

<input checked="" type="checkbox"/> CallerID wise	Unique ID	Room	Caller ID	Start Time	End Time	Voice Filename
121	212	rr	333	2018-07-31 17:46:14		Test-20180731-1745-9643107710
<input checked="" type="checkbox"/> Room wise	12121	ss	121	2018-07-31 17:34:27		Test-20180731-1748-9643107710
xyz						
<input checked="" type="checkbox"/> Date wise						
2019-04-01						
2019-04-02						
Search						
Export To Excel						



Total number of records



Search & export
call information

ADD ROOM

Add Room

Edit Room

Delete Room

Welcome to Parth Conference

Logout

Room Number	Password	C-Password	Limit	Start Time	End Time	Recording Status	
xyz	1234	12345	10	2019-04-01 07:00:01	2019-04-02 02:18:01	ON	Change
room1	1236	abc@1	6	2019-04-17 00:00:01	2019-04-10 00:00:01	ON	Change

Password :

Confirm Password :

Controller Password :

Confirm Controller Password :

Limit : *enter limit*

Start Time : *select start date*

00 00 01
(hh) (mm) (ss)

End Time : *select end date*

00 00 01
(hh) (mm) (ss)

Add Room

Enter required information
to create room



EDIT ROOM

History **Room** Department Management Phonebook Live Monitoring Scheduler

Welcome to Parth Conference Bridge

Welcome rohan

[Logout](#)

Select Room : room1 ▼

Edit

Room No./Name : room1

Password : 1236

Controller Password : abc@1

Limit : 6

Old start date : 2019-04-17 00:00:01

Old end date : 2019-04-10 00:00:01


New Start Date : 01 ▼ 01 ▼ 2013 ▼

Start Time : 00 ▼ 00 ▼ 01 ▼

New End Time : 01 ▼ 01 ▼ 2013 ▼

End Time : 00 ▼ 00 ▼ 01 ▼

Update



**Edit room
information**

DELETE ROOM

Welcome to Parth Conference Bridge

Welcome rohan

[Logout](#)

Total No. of record : 2

Room	Password	CONTROLLER PASSWORD	LIMIT	START TIME	END TIME	
xyz	1234	12345	10	2019-04-01 07:00:01	2019-04-02 02:18:01	Delete
room1	1236	abc@1	6	2019-04-17 00:00:01	2019-04-10 00:00:01	Delete

Copyright © Aria Telecom Solutions All Right Reserved.



Delete
room from
here

DEPARTMENT MANAGEMENT

Welcome to Parth Conference Bridge

Welcome rohan

[Logout](#)

Manage your Department :

Add Department :

Enter Department Name
:

Sales

Add



Add new department

Edit / delete department :

Select your department :

Enter new department

Update

--select--

--select--

MARKETING

SUPPORT

HR

ACCOUNT

IT

SOFTWARE



**Update & Delete Existing
Department**

PHONEBOOK: ADD CONTACTS

		Name	Department	Callerid	Email
		Sachin	IT	12211	sachin.k@gmail.com
		Vivek	SALES	32214	vivek.v@yahoo.com
		Yogita	SUPPORT	39282	yogita.c@gmail.com

Name:

Ddepartment:

Caller ID:

Email ID:

Add



**Add new contact in
phonebook**

UPLOAD CONTACTS FROM EXCEL

History Room Department Management **Phonebook** Live Monitoring Scheduler

Welcome rohan

Welcome to Parth Conference Bridge

[Logout](#)

Upload to phonebook from Excel Sheet

Add Phonebook

Upload from Excel to Phonebook

Edit Phonebook

Delete Phonebook

Select Department :

Upload from Excel : contacts.xlsx

Copyright © Aria Telecom Solutions All Right Reserved.



**Upload Excel of contact
to phonebook**

EDIT PHONEBOOK

History Room Department Management **Phonebook** Live Monitoring Scheduler

Welcome to Parth Conference Bridge

Welcome rohan

[Logout](#)

Select Department : SALES ▼

Select Name : Vivek ▼

Select CallerID : 32214 ▼

Edit

Name : Vivek

Caller ID : 848272

Email : vivek.gupta@yahoo.com

Update



Update contact details

DELETE PHONEBOOK

Welcome to Parth Conference Bridge

Welcome rohan

[Logout](#)

Name	Department	Callerid	Email Id	
Sachin	IT	12211	sachin.k@gmail.com	Delete
Vivek	SALES	32214	vivek.v@yahoo.com	Delete
Yogita	SUPPORT	39282	yogita.c@gmail.com	Delete

Copyright © Aria Telecom Solutions All Right Reserved.



Delete contacts

LIVE MONITORING

Welcome to Parth Conference Bridge

Welcome rohan

[Logout](#)

Select Room :	Room	User id	Caller ID	Name	Connect Time	Duration	STATUS	Status
All	abc	Ramesh	9821858606	Ramesh				Submit
Mute	pqr	Ramesh1	9821858605	Ramesh1				Submit
Unmute								
Remove								
Remove All								
Add in Conference								
8285001897								

Add contact in
conference, you can
mute, unmute & remove
contacts from
conference

CREATE SCHEDULE

[History](#)[Room](#)[Department Management](#)[Phonebook](#)[Live Monitoring](#)[Scheduler](#)[Create Schedule](#)[Edit/Delete Schedule](#)[Dial Result](#)[Conference Bridge](#)[Logout](#)

Welcome rohan

Create your schedule :

Purpose of schedule :

Sales meeting

Date & Time :

2019-04-30

Select time

(Enter between 00:00:01 to 23:59:59)

Message for Email Alert :

meeting reminder

☒ Upload from excel file


Choose File contacts.xlsx

Save

Select Department : SALES

Schedule contacts of selected department

Schedule all contacts of phonebook



Create a schedule
for conference

EDIT/DELETE SCHEDULE


Select purpose : --select--

Old date & time :

☒ Enter new Date & Time

2019:04:30 06:23:06

- Create Schedule
- Edit/Delete Schedule**
- Dial Result



Edit/Delete schedule date/time wise

Benefits of Conference Bridge



➤ **COST EFFECTIVE TOOL**



➤ **SAVE TIME**



➤ **EASY TO USE**



➤ **SECURE**



➤ **REACH MORE PEOPLE AT THE SAME TIME**



➤ **DOWNLOAD THE RECORDINGS IN MP3 FORMAT**

BENEFITS



The words "thank you" are written in a dark blue, cursive script on a light-colored wooden surface. The background of the entire image is a top-down view of a wooden desk with various items: a laptop keyboard on the left, a cup of black coffee in a white mug with a red handle on the right, a spiral-bound notebook, and a black leather watch on the right side.

thank
you

Aria Telecom Solutions Pvt. Ltd.

Ph: 0120-4763988

E: sales@ariasolutions.net

www.ariatelecom.net